


Click this link <https://bbsiportal.bbsihq.com/hrp/EmployeeLogin>

You will see

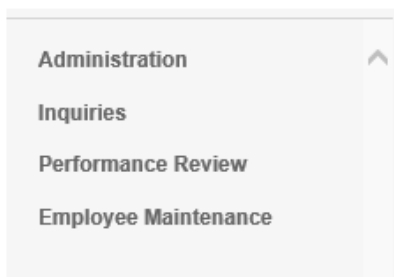


The screenshot shows the HR Pyramid Web Edition Employee Login page. At the top, there is a logo for HR Pyramid Web Edition. Below the logo, the text "Employee Login" is displayed. There are two input fields: "Username" and "Password". Below the "Password" field, there is a link for "Lost your password?". At the bottom, there are two buttons: "Register" and "Login".

Enter your Username and Password and click Login

FIRST TIME USERS click Register and follow the prompts

Once in



Click on Inquiries



Click on Check Stub

Pay Date

04/26/2019

04/19/2019

04/12/2019

04/05/2019


03/29/2019


03/22/2019

Click on the BLUE date of the check you want

Reprint Check Stub

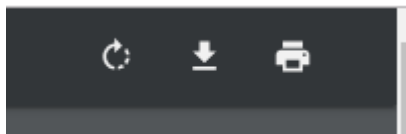
When it opens click on



 WEB_CHECK_5395....PDF ^

check will appear in lower left of screen

Click on the check and it will appear so you can print



use the print button in the upper right corner


Print

Total: 1 sheet of paper

Print

Cancel

Destination

 Savin 8035e

Print Destination should be

click Print to get your copy ☺

HAVE A GREAT DAY! ☺